

Safety and Efficacy of WISHPro Magnetic Pulse and Peel Exfoliator Treatment

Dr Gitit Zucker MD expert in medical trials – Israel January 2013

Introduction

In today's modern world men and women feel constant pressure to keep themselves looking younger for longer. This has led to a marked increase in Anti Aging solutions both home use and professional. Typical Anti Aging treatments rely either on Aesthetic Technologies or on Cosmetic solutions to achieve results. Synoia Technologies has taken a novel approach to this problem by combining advanced Aesthetic Technologies with Cosmetic formulations. This study aims to test the results of a combination of the Magnetic Pulse technology head and the Peel Exfoliator Treatment Capsule on 27 volunteer patients to ascertain the safety and efficacy of the treatment. It is believed that a significant improvement in skin health, texture and tone can be achieved by utilizing this combination of Aesthetic Technologies and Advanced Cosmetics.

Method

In order to assess the safety and efficacy of the Magnetic Pulse Technology Head in conjunction with the Peel Exfoliator Treatment Capsule 27 adults (aged 31-64) 8 male and 19 female with varying skin types (Fitzpatrick scale II-VI) were selected to participate in this trial.

The participants were screened for exclusion criteria, which include pregnancy, pacemaker or other electronic implant and cancer.

Treatment Protocol

Participants were treated in the Synoia Technologies clinic by a technician experienced in using the WISHPro system.

Prior to treatment the technician washed the participants face with a gentle cleansing solution to remove any dirt or makeup.

Patients were treated with the Magnetic Pulse Technology head in conjunction with the Peel Exfoliator Treatment Capsule for 15 minutes. 5 minutes using Synoia Technologies specially developed Magnetic facelift points (see diagram 1), the remaining 10 minutes were used to do a basic peel to gently abrade dead skin cells. Following the Peel Exfoliator treatment the remaining serum and Silicone Microdermabrasion pellets were removed using a wet gauze sponge.

Participants were evaluated by three independent dermatologists in a non-blinded study using a nine point scale to judge the visible improvement in skin health and texture immediately before and immediately following the treatment.

Participants were asked to fill out a short questionnaire about the treatment experience 1

week following the treatment. Follow-up phone calls were conducted twice a week to ascertain the longevity of the results.

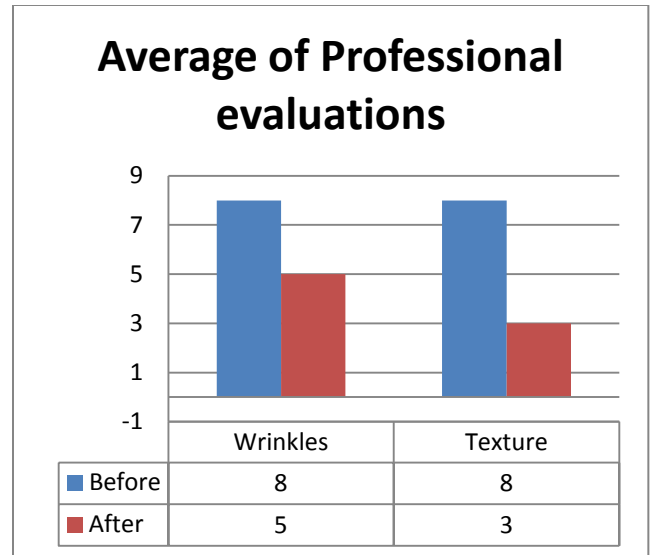
The questionnaire consisted of nine questions on a scale of 1-10 (1= not at all and 10= very much so).

1. Do you feel/notice any improvement in the appearance of fine lines and wrinkles?
2. Do you feel/notice any improvement in the texture of your skin?
3. What did your skin feel like after treatment?
4. Did you experience any pain during the treatment?
5. Did you find the treatment pleasant?
6. Did you notice any adverse reactions following the treatment?
7. Would you be interested in receiving WISHPro treatments in the future?
8. To what extent are you satisfied with the results you achieved with WISHPro?
9. For how many days after treatment did you feel/see results?

Results

All 27 participants completed the trial as scheduled without any difficulties or complications. The general attitude of the participants was overall positive and no pain was reported by any of the participants.

Immediately after the treatment there was an easily perceptible change in skin texture and glow. Both the panel of dermatologists and the self reported questionnaires showed strong evidence that the WISHPro treatment provided an immediate improvement in skin texture and tone.



On average the panel of Dermatologists saw a dramatic reduction in wrinkles and an improvement in skin texture.

The participants questionnaires were extremely positive with the vast majority of respondents (25 or 92.5%) showing a distinct desire (9 or 10 out of 10) to undergo the treatment again in the future. (see appendix A for graphs on all the questions)

All respondents noticed reduction in fine lines and wrinkles and improvement in skin texture with the proportion of 9 or 10 out of 10 being 51% and 70% respectively.

During follow-up interviews participants reported that results lasted ranging from 3-9 days with a mean of 5.5 days and a mode of 5 days.

No notable adverse reactions were reported and the vast majority of participants found the treatment to be a pleasant experience, with all but 1 participant scoring 8 or better on this question.

Discussion

Based on the results in this sample the treatment appears to be extremely safe.

The WISHPro Magnetic Pulse treatment consists of two distinct treatment phases.

The first phase, the Magnetic Facelift, uses Synoia's specially developed network of lymphatic drainage and muscular connection points (see figure 1) to create a lifting and tightening effect.

Phase two, the Microdermabrasion phase, uses a combination of mechanical drumming and creating a magnetic field near the skin surface to increase dermal microcirculation. Concurrently the Silicone beads in the Peel Exfoliator gently remove the uppermost layer of dead skin cells increasing cellular turnover and giving the skin a vibrant youthful look.

Patients reported results lasting up to 9 days and overwhelmingly showed an eagerness to undergo further treatments in the future. (see appendix A)

The results of this trial certainly justify a more in depth longer term study to examine this theory. Future studies will also help determine the effect of treatment frequency and the number of treatments on the short and long-term efficacy of this device.

Conclusions

The WISHPro system by Synoia Technologies, appears to be a safe and effective tool for reducing the visible signs of aging. All participants noticed a significant reduction in the appearance of fine lines and wrinkles and an improvement of skin tone and texture. The treatment seems to be comfortable and

participants found the treatment to be painless and an overall pleasant experience. We believe that this product will have wide appeal for people who desire to retain or perhaps even regain their youthful appearance. Longer term clinical studies on a larger population and with longer follow-up period are required to confirm these findings.

References

Microdermabrasion in Practice. 1995. Mahuzier, Francois MD[^]

Dermatologic Surgery 28 (2002): 390-393.

Darius J. Karimipour; Laure Rittie; Craig Hammerberg; Victoria K. Min; John J. Voorhees; Jeffrey S. Orringer; Dana L. Sachs; Ted Hamilton; Gary J. Fisher. **Molecular Analysis of Aggressive Microdermabrasion in Photoaged Skin.** *Archives of Dermatology*, 2009; 145 (10): 1114 DOI: [10.1001/archdermatol.2009.231](https://doi.org/10.1001/archdermatol.2009.231)

Microdermabrasion: a clinical and histopathologic study.

Shim EK, Barnette D, Hughes K, Greenway HT. Division of Dermatology and Cutaneous Surgery, Scripps Clinic and Research Foundation, La Jolla, CA, USA

A prospective controlled assessment of microdermabrasion for damaged skin and fine rhytides.

Coimbra M, Rohrich RJ, Chao J, Brown SA. University of Texas Southwestern Medical Center, Dallas, 75390, USA.

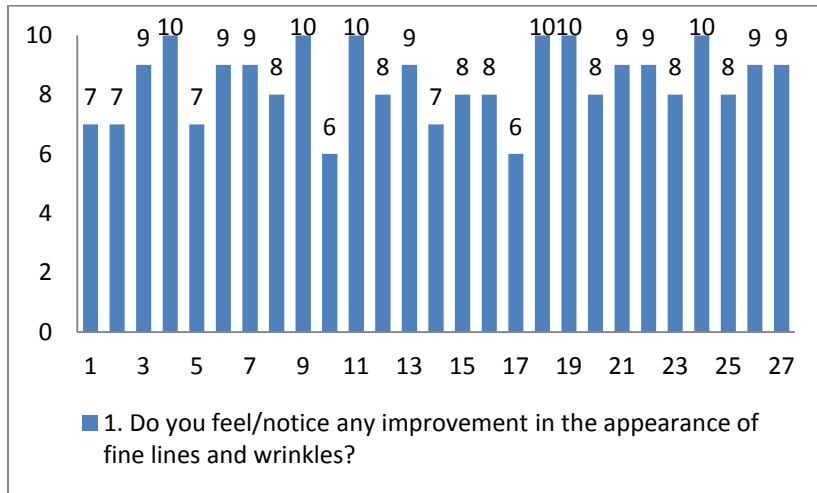
Microdermabrasion.

Spencer JM.

Department of Dermatology, The Mount Sinai School of Medicine, New York, New York, USA

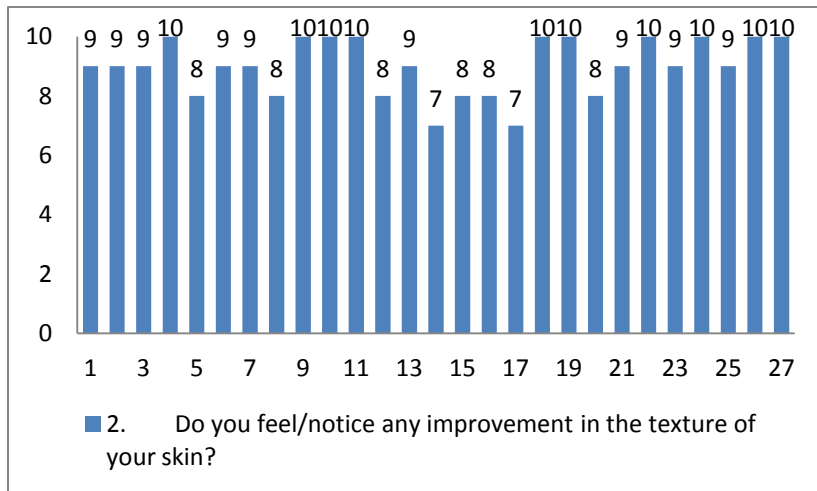
Appendix A- Magnetic Pulse + Peel Exfoliator

Question 1



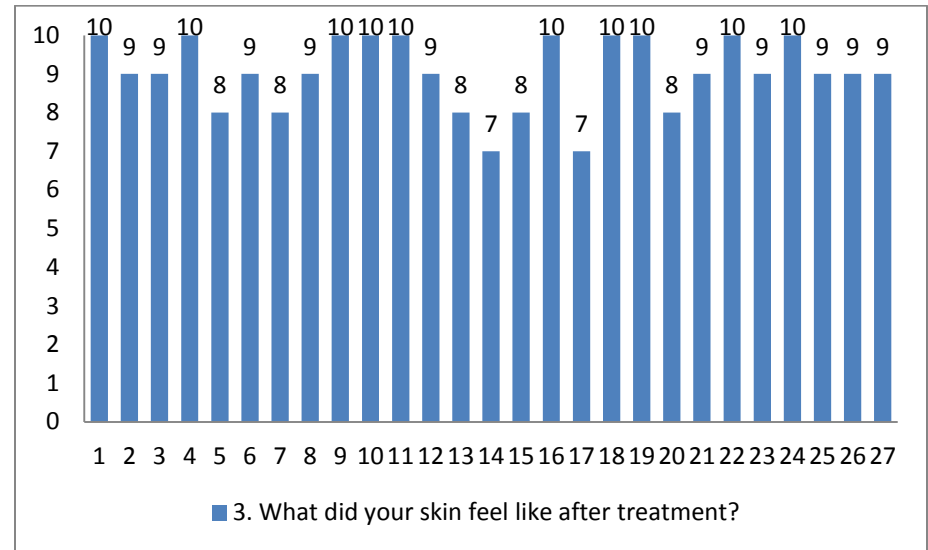
Average = 8.44 Mode = 9

Question 2



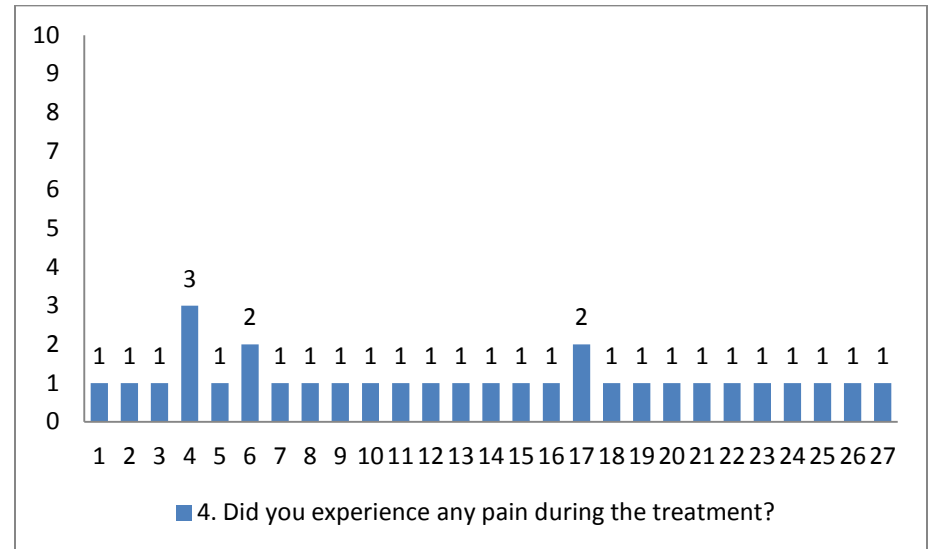
Average = 9 Mode = 10

Question 3



Average = 9.04 Mode = 10

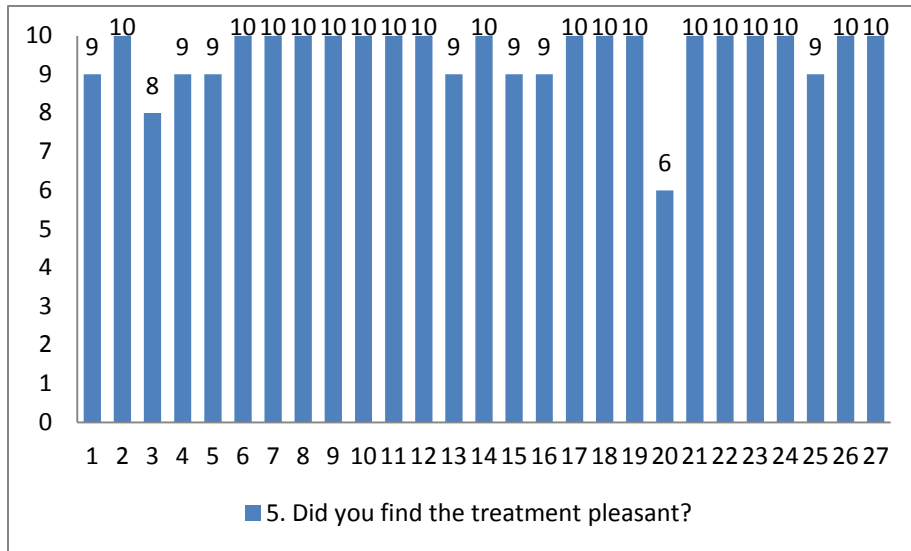
Question 4



Average = 1.15 Mode = 1

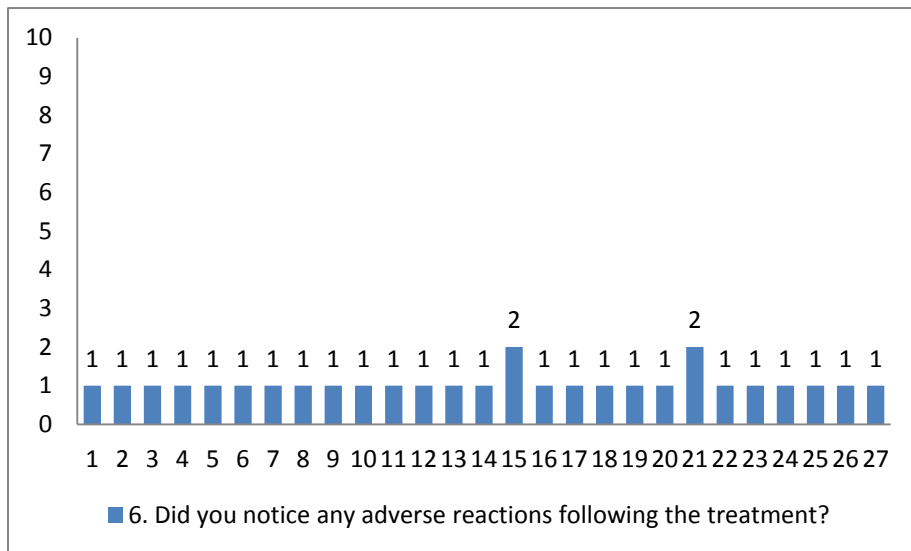
Appendix A- Magnetic Pulse + Peel Exfoliator

Question 5



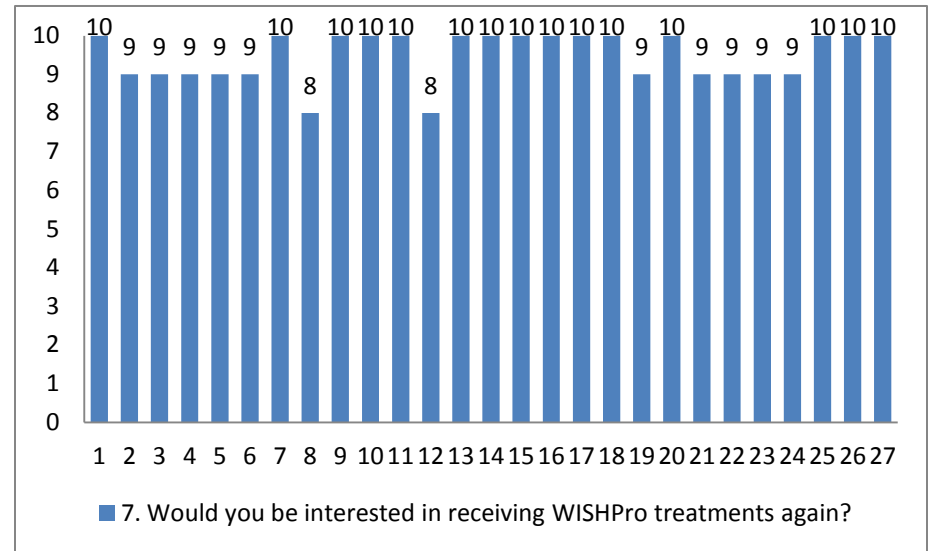
Average= 9.52 Mode=10

Question 6



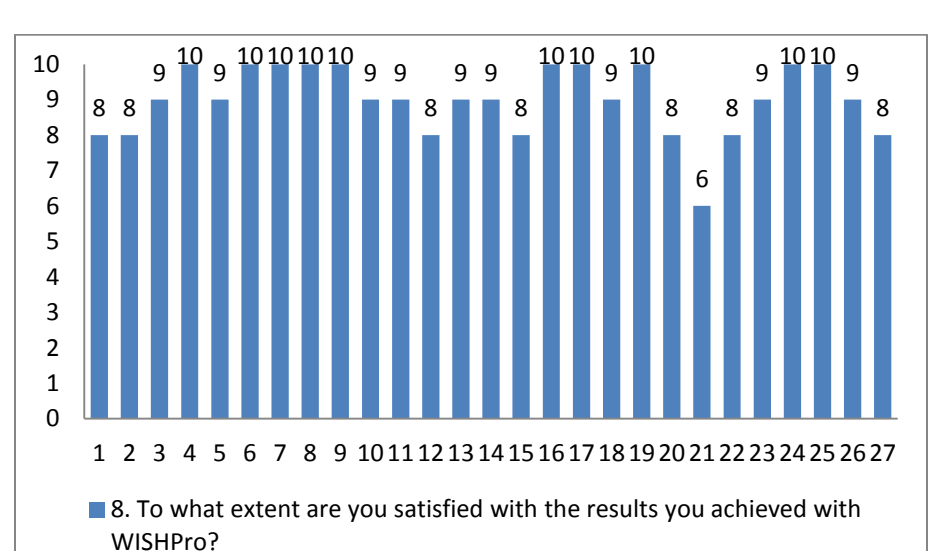
Average= 1.07 Mode=1

Question 7

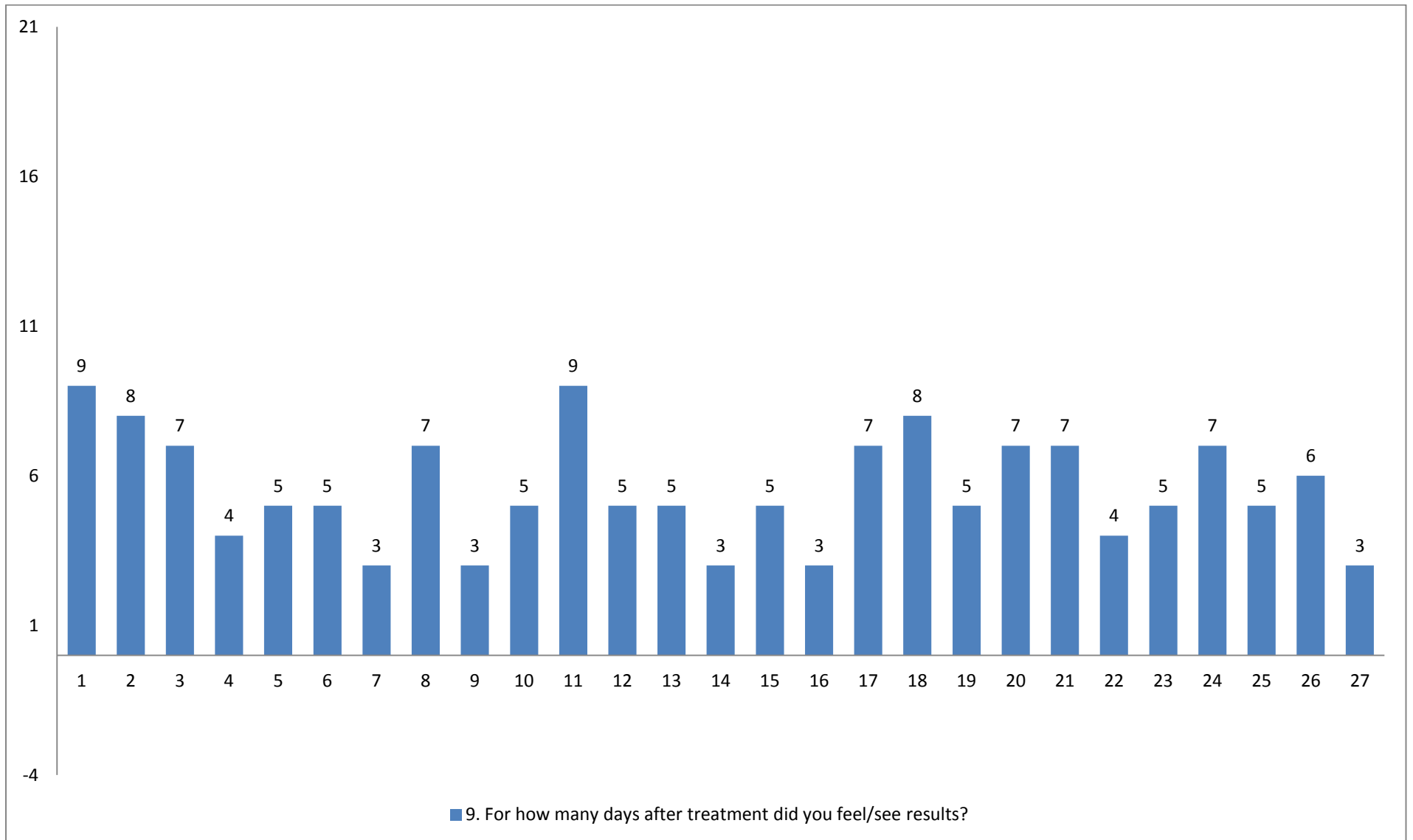


Average= 9.48 Mode=10

Question 8



Average= 9.48 Mode=10



Average= 5.55 Mode=5